


On the Worcester County, MD Utility Payments Online website, click Register in the upper right hand corner.



On the Login screen, click on Register.

The image shows the login screen of the Worcester County website. It features the Worcester County seal and the word "Worcester" with a large "W" logo. Below this is the heading "Login". There are two input fields: "Email address" and "Password". A blue "Login" button is positioned below the password field. Below the login button is a link for "Forgot password?". At the bottom, there is a link for "Don't have an account?" followed by a "Register" button, which is highlighted with a red box.

On the Register screen, enter the email address you will use to log into your account, create a password and confirm the password you created, enter your name and phone number. Click Register. Your browser will send you back to the login screen.



Worcester

## Register

**Email** required

**Password** required

**Confirm Password** required

**Name**

**Phone number**

[Cancel](#)

Already have an account? [Login](#)

On the Login screen, you will receive a message indicating an email has been sent to the email address used to register the account.



## Login

An email has been sent to  
bytemetech@gmail.com regarding your  
account




Login

[Forgot password?](#)

Don't have an account? [Register](#)

Go to your email, open the email from noreply@municipalonline payments.com, click on Activate Account.

New Account Registration 

noreply@municipalonlinepayments.com  
to me

W

Worcester County, MD

## New Account Registration

Welcome to Municipal Online Services! You're receiving this email because you registered an account online. If you did not request this account, please disregard this email.

To activate your account please click the button below:

Activate Account

3/19/2025 2:46:30 PM

Note: Activation link expires in 24 hours, please log in again to receive a new activation email.

[Municipal Online Services - Login](#)

Your browser will send you back to the Login screen where you will see a message that your account has been activated. You may now log into your account with the login information you created. Click Login.



## Login

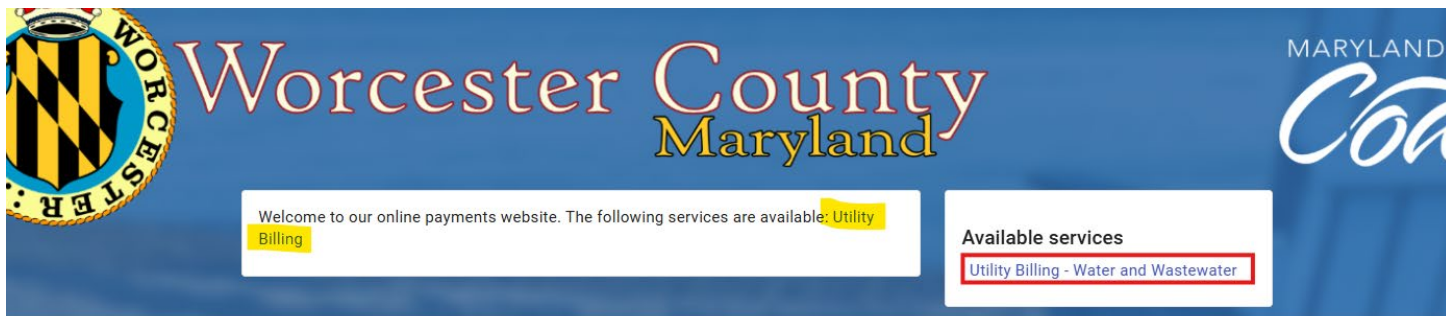
Your account has been activated. You may now login.

Login

[Forgot password?](#)

Don't have an account? [Register](#)

Click on Utility Billing in the welcome box OR under Available services subheading on the right-hand side of the screen.



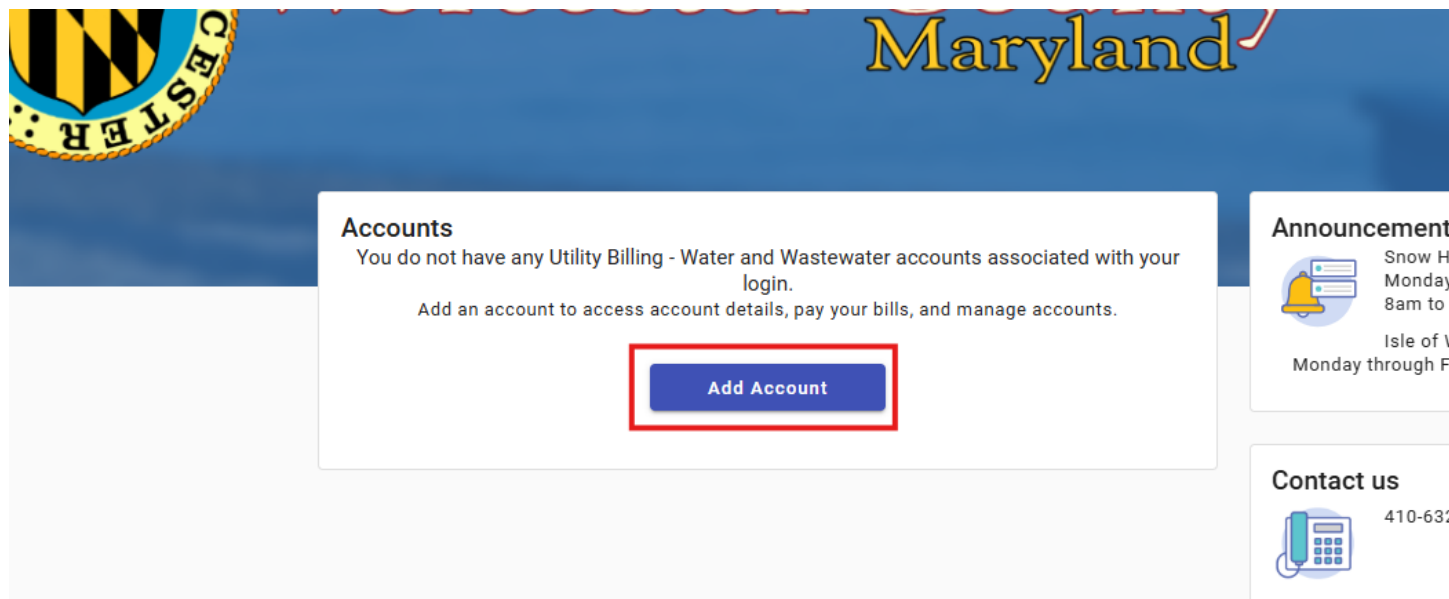
### Welcome

Welcome to our online payments website.


### Additional links

.....

To link to your Utility billing account on the Accounts screen, click on Add Account.



On the Add account screen, type in the FULL account number (xxxxxxx-xxx) and the name EXACTLY as it is displayed on the bill. Click Add account.



## Let's find your account

\* Account Number

XXXXXXXX-XXX

Please include all dashes. For example: 01010101-001

\* Name on Bill

Jone W Doe

Enter the name exactly as it appears on your bill.

[Cancel](#)[Add account](#)

To link to multiple accounts, click on Manage accounts on the left-hand side menu. Follow the steps on the Let's find your account screen above.

☰

Worcester County, MD Utility Payments Online

Utility Billing - Water and Wastewater

Home

Manage accounts

Account detail

Transactions

Consumption

Contact preferences

Welcome back

Missy Mason

Your current balance is \$0.00

Due 2/3/2025



Worcester C

Last Payment

\$282.35 paid 1/15/2025

Thank you!

All transactions

Current bill

\$282.35 billed 12/31/2024

Due 2/3/2025

View bill

Announcement

Snow Hill

Monday 1

from 8am

Isle of W

are Monday through

to 4pm.